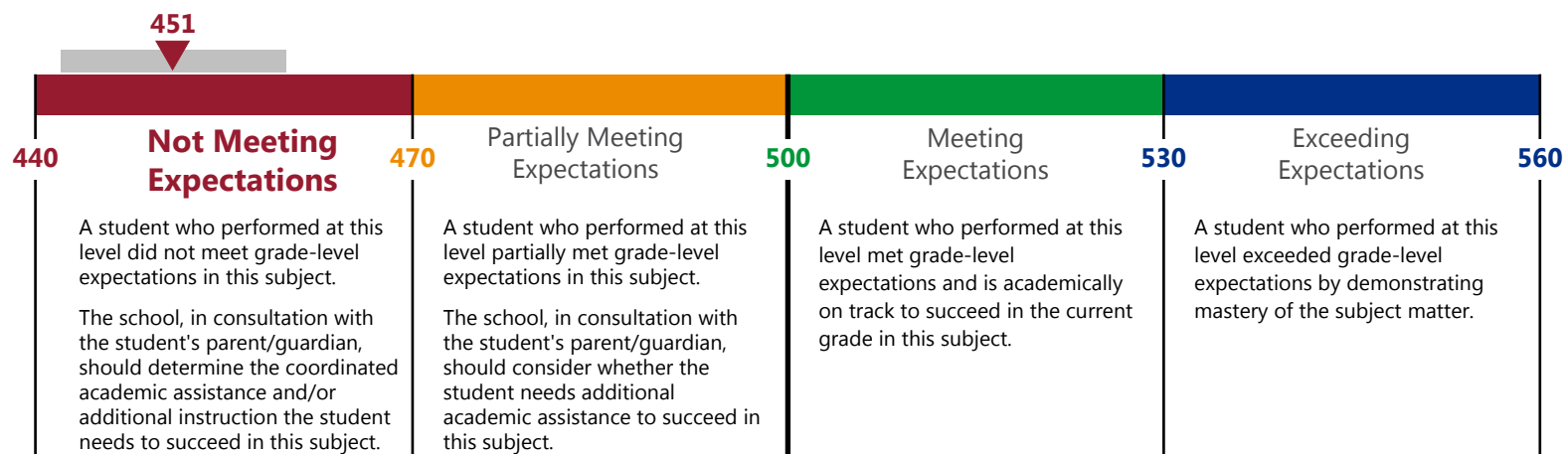


APPENDIX P
SAMPLE REPORTS—MCAS

Your Child's Achievement Level: **Not Meeting Expectations**
Your Child's Score: **451**



Achievement

How your child performed compared to students in their school, district, and state.

Your Child's		Year	Average Score		
Grade	Score		School	District	State
5	451	2022	505	495	495

The horizontal gray bar in the graphic above shows the range of likely scores your child would receive if they took the test multiple times.

How your child performed in each reporting category, on the science and engineering practices, and on each test question

Reporting Category	Points Earned by Your Child	Average Points in School	Average Points in District	Average Points in State	Total Possible Points	Average Points at Meeting Expectations*
Earth and Space Science (ES) ■ ■ ■ □ □ □ □ □ □ □ □ □ □ □ □ □ □	3	9.0	7.8	7.8	14	8.8
Life Science (LS) ■ ■ ■ ■ □ □ □ □ □ □ □ □ □ □ □ □ □ □	4	9.9	8.7	8.8	14	9.6
Physical Science (PS) ■ □ □ □ □ □ □ □ □ □ □ □ □ □ □ □ □ □ □	1	8.4	7.3	7.3	14	7.6
Technology/Engineering (TE) ■ ■ ■ ■ □ □ □ □ □ □ □ □ □ □ □ □ □ □	4	7.2	6.4	6.6	12	7.0
Science and Engineering Practices	7	25.3	21.9	22.0	41	23.9

* Average number of points earned statewide by students at or near a score of 500, at the low end of the Meeting Expectations level.

Individual Test Questions

Go online to access released test questions at www.doe.mass.edu/mcas/testitems.html.

Question Number	1	2	3	4	5	6	7	8	9	10	11	12	13	14	15	16	17	18	19	20	21	22	23	24	25	26	27	28	29	30	31	32	33	34	35	36	37	38	39	40	41
Reporting Category	LS	TE	LS	ES	TE	LS	TE	PS	TE	ES	ES	PS	ES	PS	PS	LS	ES	PS	LS	TE	LS	PS	ES	TE	TE	PS	TE	LS	PS	PS	ES	LS	LS	ES	LS	PS	ES	TE	ES	ES	LS
Practice Category	/	/	C	C	/	B	C	C	C	B	C	C	C	C	C	/	B	B	/	C	B	B	C	A	C	C	A	C	B	B	/	/	/	A	/	B	/	/	A	C	
Points Earned	0/1	1/1	0/1	0/1	0/2	1/1	1/1	0/1	0/1	0/1	0/1	0/1	0/1	0/3	0/1	1/3	1/2	0/2	0/1	0/1	1/1	1/1	0/1	0/1	0/1	0/1	0/3	0/3	0/2	0/2	1/1	0/1	1/1	1/1	0/1	0/1	0/1	1/1	0/1	1/1	0/1

Key Points Earned: x/y = x points earned out of y possible points; Blank space = no answer
Practice Categories: A = Investigations and Questioning; B = Mathematics and Data; C = Evidence, Reasoning, and Modeling; "/" = Practice Category Not Assessed

Spring 2022 MCAS Tests Parent/Guardian Report

Name: _____ District: _____
SASID: _____ School: _____
Date of Birth: _____ Grade: 5

This report provides your child's results on the spring 2022 Massachusetts Comprehensive Assessment System (MCAS) tests in English Language Arts, Mathematics, and Science and Technology/Engineering.

For each test your child took in spring 2022, the report shows your child's score (between 440 and 560) and an associated achievement level. See pages 2-4 of this report for your child's scores on each test and for a description of each achievement level.



Information about your child's achievement in this report should be used alongside other assessments, such as school tests and classroom work, when possible.



In addition to your child's results, the report also shows how students in your child's school, district, and state did on the tests, how achievement changed over time, and how your child's academic progress, or growth, compares to other students.



This year, the report includes MCAS Science and Engineering Practices as a Reporting Category, in addition to the content reporting categories. Page 4 of this report presents the reporting category and practice category for each item. The practice categories include (A) Investigations and Questioning; (B) Mathematics and Data; and (C) Evidence, Reasoning, and Modeling. More information is available at www.doe.mass.edu/mcas/tdd/practice-categories.html.



The information below, from the **Family Guides** to the Massachusetts Curriculum Frameworks, is designed to help you support your child's learning in their **current grade**. The questions and topics can help you talk with your child and your child's teacher about what they are learning in their **sixth-grade** classes. More information about the Family Guides is available at www.doe.mass.edu/highstandards.

QUESTIONS YOU CAN ASK YOUR CHILD:

TOPICS YOU CAN DISCUSS WITH YOUR CHILD'S TEACHER:



- ▶ Can you tell me about the last research project you did?
- ▶ When you are working in a group, how do you and your classmates decide how you will get your work done?

- ▶ What new types of writing your child is exploring
- ▶ What topics your child is curious about and what types of things they read at home



- ▶ How long will it take to drive home if we go 30 miles per hour?
- ▶ How many goals does your soccer team typically score?

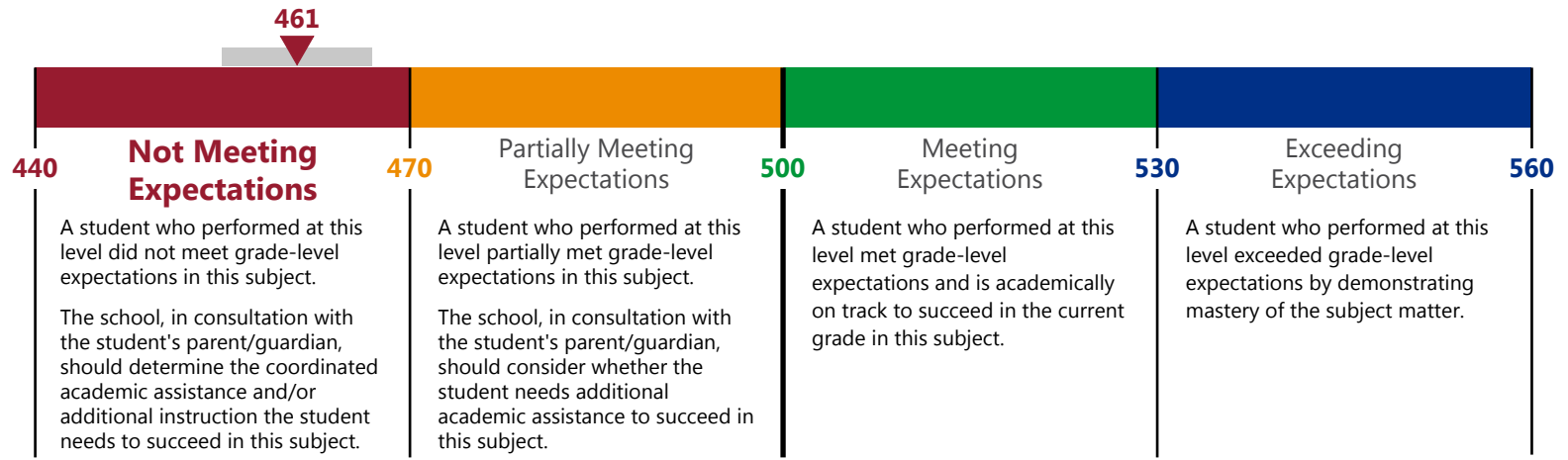
- ▶ Ways to practice using ratios and rates at home
- ▶ Your child's fluency with basic operations (addition, subtraction, multiplication, and division)



- ▶ What kinds of materials and tools would you use to build a birdhouse?
- ▶ What are some ways to separate salt from salt water?

- ▶ Ways of applying what your child learns in science to everyday situations
- ▶ Places in the community that can help your child learn science

Your Child's Achievement Level: **Not Meeting Expectations**
Your Child's Score: **461**



The horizontal gray bars in the graphics above and below show the range of likely scores your child would receive if they took the test multiple times.

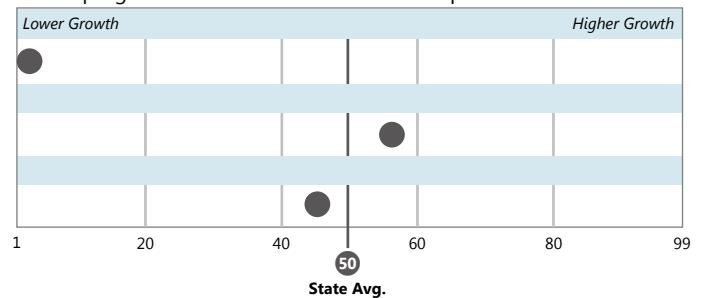
Achievement

How your child performed compared to students in their school, district, and state

Your Child's		Year	Average Score		
Grade	Score		School	District	State
5	461	2022	497	493	495
4	487	2021			

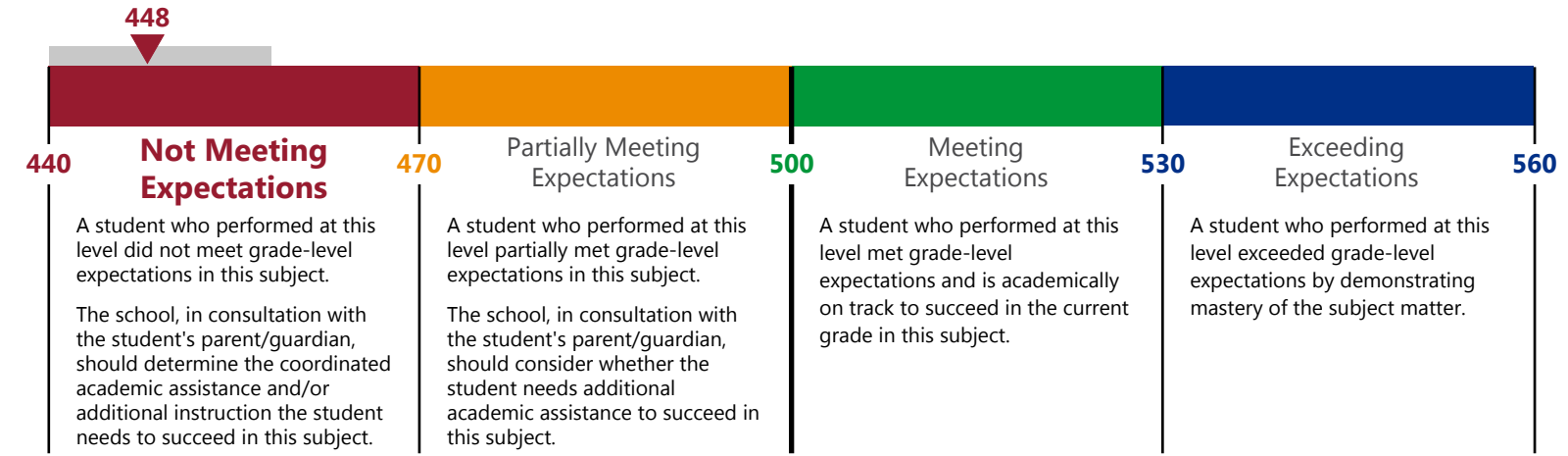
2022 Student Growth Percentiles

The student growth percentile (1-99) compares your child's progress to the progress of other students with similar prior MCAS scores.



Mathematics

Your Child's Achievement Level: **Not Meeting Expectations**
Your Child's Score: **448**



The horizontal gray bars in the graphics above and below show the range of likely scores your child would receive if they took the test multiple times.

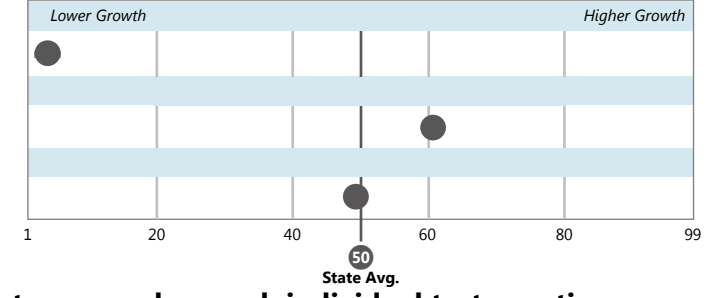
Achievement

How your child performed compared to students in their school, district, and state.

Your Child's		Year	Average Score		
Grade	Score		School	District	State
5	448	2022	500	494	493
4	461	2021			

2022 Student Growth Percentiles

The student growth percentile (1-99) compares your child's progress to the progress of other students with similar prior MCAS scores.



How your child performed in each reporting category and on each individual test question

Reporting Category	Points Earned by Your Child	Average Points in School	Average Points in District	Average Points in State	Total Possible Points	Average Points at Meeting Expectations*
Reading (RE) ■ ■ ■ ■ ■ ■ ■ ■ □	8	19.3	18.0	18.2	26	21.3
Language (LA) † ■ ■ ■ □ □ □ □ □ □ □ □ □ □ □ □ □ □ □ □	3	8.7	8.2	8.5	14	9.7
Writing (WR) ‡ □	0	2.0	1.8	2.1	8	1.9

† The Language reporting category includes the standard English convention scores.
‡ The Writing reporting category is based on the idea development scores.
* Average number of points earned statewide by students at or near a score of 500, at the low end of the Meeting Expectations level.

Reporting Category	Points Earned by Your Child	Average Points in School	Average Points in District	Average Points in State	Total Possible Points	Average Points at Meeting Expectations*
Operations and Algebraic Thinking (OA) □	0	4.3	4.0	4.1	8	4.9
Number and Operations in Base Ten (NT) ■ □	1	9.7	8.5	8.5	16	10.4
Number and Operations-Fractions (NF) □	0	8.2	6.8	6.6	14	7.8
Measurement and Data (MD) ■ □	1	4.8	4.2	4.1	9	4.9
Geometry (GE) ■ ■ ■ ■ □	4	4.8	4.4	4.0	7	4.9

* Average number of points earned statewide by students at or near a score of 500, at the low end of the Meeting Expectations level.

Individual Test Questions

Go online to access released test questions at www.doe.mass.edu/mcas/testitems.html.

Question Number	1	2	3	4	5	6	7	8	9	10	11	12	12	13	14	15	16	17	18	19	20	21	22	23	24	25	26	27	28	29	30	31	31	
Reporting Category	RE	LA	LA	RE	RE	RE	RE	RE	RE	RE	RE	LA	WR	RE	RE	LA	LA	RE	RE	RE	LA	RE	LA	RE	RE	LA	RE	RE	RE	RE	RE	RE	LA	WR
Points Earned	1/1	0/1	0/1	0/1	1/1	0/1	0/1	0/1	0/1	0/1	0/2	2/2	0/3	0/4	0/1	0/1	0/2	0/1	1/1	0/1	0/1	0/1	0/1	0/1	1/1	1/1	0/1	0/2	0/1	1/1	1/2	1/3	0/4	

Key Points Earned: x/y = x points earned out of y possible points; Blank space = no answer; ID = Essay idea development score; CV = Essay conventions score

Individual Test Questions

Question Number	1	2	3	4	5	6	7	8	9	10	11	12	13	14	15	16	17	18	19	20	21	22	23	24	25	26	27	28	29	30	31	32	33	34	35	36	37	38	39	40		
Reporting Category	MD	NT	NF	OA	MD	NT	NF	NT	NT	OA	NT	MD	GE	NF	OA	MD	NF	NF	MD	NF	NT	MD	NT	OA	NT	NF	MD	NT	NT	NF	GE	NF	MD	GE	NT	GE	MD	NT	NF	NT		
Points Earned	0/1	0/1	0/1	0/1	0/1	0/1	0/1	0/1	0/1	0/4	0/1	0/1	0/1	3/4	0/1	0/2	0/1	0/1	0/1	0/1	0/1	0/1	0/1	1/1	0/4	0/1	0/4	0/1	0/1	0/1	0/2	0/1	0/1	1/1	1/1	0/1	0/1	0/1	0/1	0/1	0/1	0/1

Key Points Earned: x/y = x points earned out of y possible points; Blank space = no answer

Go online to access released test questions at www.doe.mass.edu/mcas/testitems.html.